



# 2012-13 School Quality Snapshot

## Acacia Elementary

Conejo Valley Unified

55 Norman Ave., Thousand Oaks, CA 91360

Grades Offered: K-5

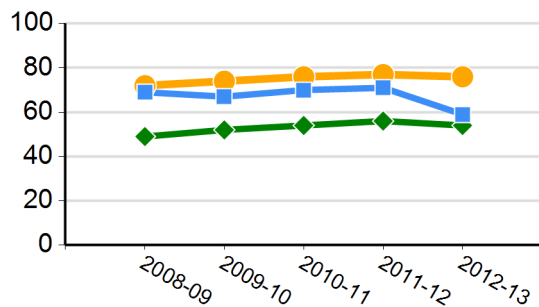
Enrollment: 424

Charter: No

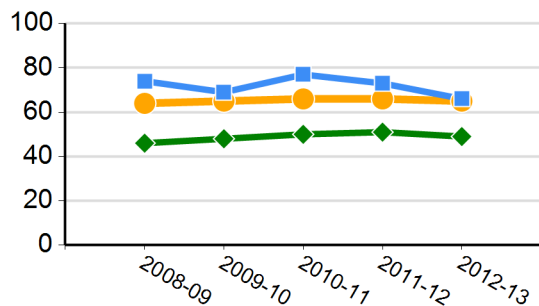
Title I Funded: Yes

CDS Code: 56-73759-6055842

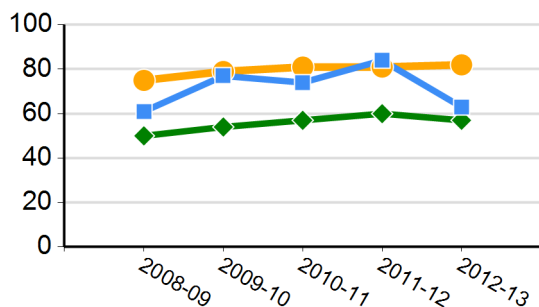
### CST English-language Arts Results (percent proficient and above)



### CST Mathematics Results (percent proficient and above)



### CST Science Results (percent proficient and above)



### California's Academic Performance Index (API)

|                                    |            |
|------------------------------------|------------|
| 2013 Growth API                    | <b>830</b> |
| Growth from Prior to Current Year  | <b>-44</b> |
| Met Schoolwide Growth Target       | <b>Yes</b> |
| All Student Groups Met Target      | <b>No</b>  |
| 2012 Base API State Rank           | <b>8</b>   |
| 2012 Base API Similar Schools Rank | <b>7</b>   |

### API Subgroup Performance - 2013 API Growth

|                                     | Met Target | Growth     |
|-------------------------------------|------------|------------|
| African American or Black           |            | --         |
| American Indian or Alaska Native    |            | --         |
| Asian                               |            | --         |
| Filipino                            |            | --         |
| Hispanic or Latino                  | <b>No</b>  | <b>-36</b> |
| Native Hawaiian or Pacific Islander |            | --         |
| White                               | <b>Yes</b> | <b>-38</b> |
| Two or More Races                   |            | --         |
| English Learners                    | <b>No</b>  | <b>-33</b> |
| Socioeconomically Disadvantaged     | <b>No</b>  | <b>-44</b> |
| Students with Disabilities          |            | --         |

Green = Student group met target  
 Red = Student group did not meet target  
 Blue = Student group is not numerically significant  
 -- = Not enough students to report

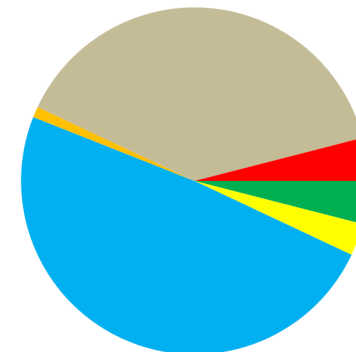
### CHART LEGEND:

■ SCHOOL ● DISTRICT ◆ STATE

CST: CA Standards Test CDS: County-district-school

School and/or district information will not be displayed when data are not available or when data are representing fewer than 11 students.

### 2012-13 Enrollment by Race/Ethnicity

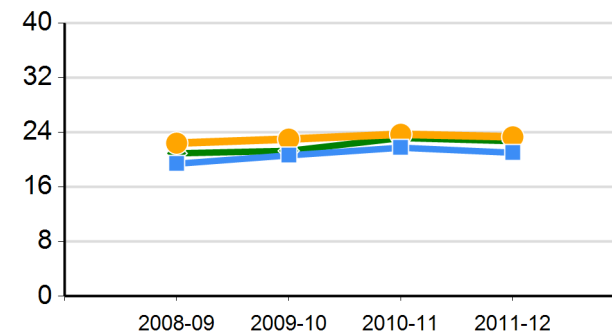


■ American Indian or Alaska Native ■ Hispanic or Latino  
 ■ Asian ■ African American or Black  
 ■ Native Hawaiian or Pacific Islander ■ White  
 ■ Filipino ■ Two or More Races  
 ■ Not Reported

### 2012-13 Subgroup Enrollment

|                                 |     |
|---------------------------------|-----|
| English Learners                | 44% |
| Socioeconomically Disadvantaged | 48% |
| Students with Disabilities      | 13% |

### Average Class Size





# 2012-13 School Quality Snapshot

## Acacia Elementary

Conejo Valley Unified

55 Norman Ave., Thousand Oaks, CA 91360

Grades Offered: K-5

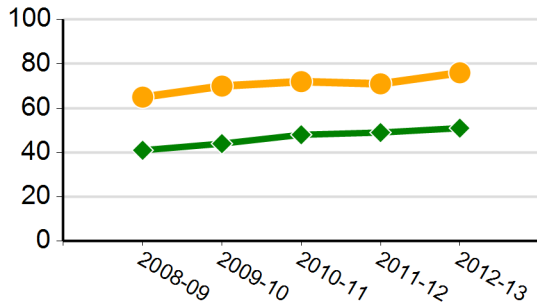
Enrollment: 424

Charter: No

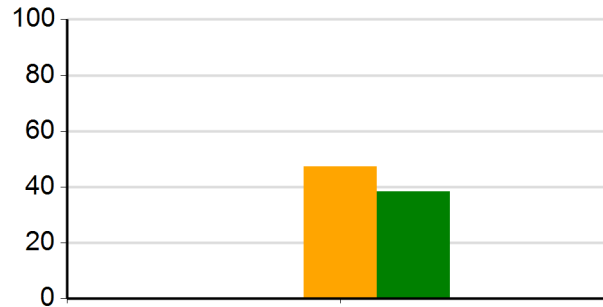
Title I Funded: Yes

CDS Code: 56-73759-6055842

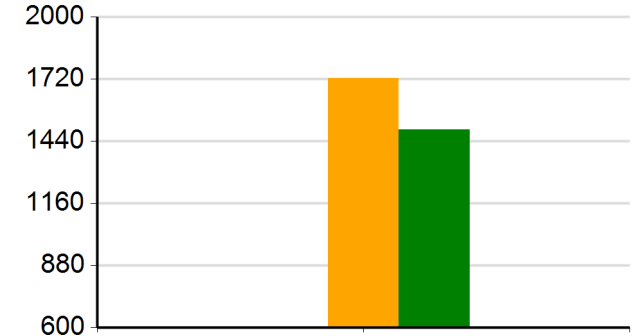
### CST History/Social Science Results (percent proficient and above)



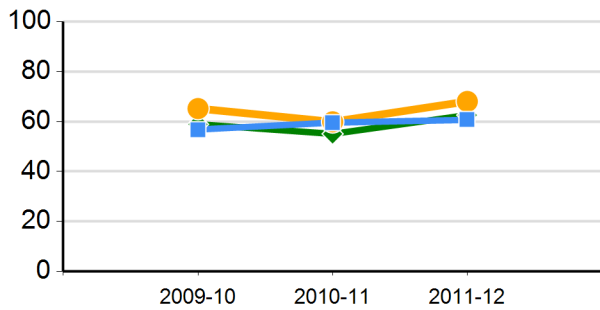
### Percentage of 2011-12 Graduates Meeting University of California "a-g" Requirements



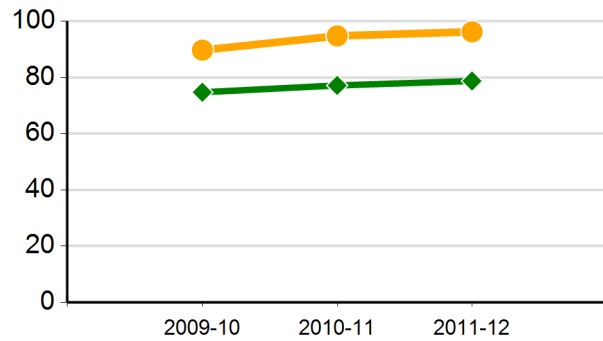
### 2011-12 Average SAT Score



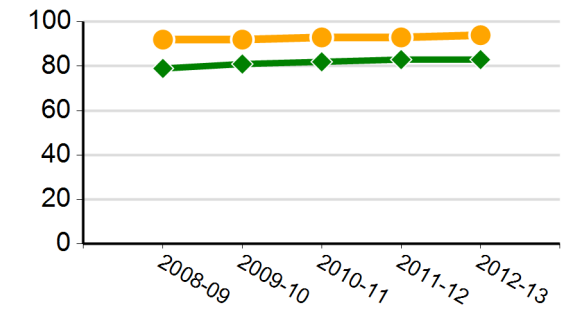
### Percentage of English Learners Making Progress in Learning English



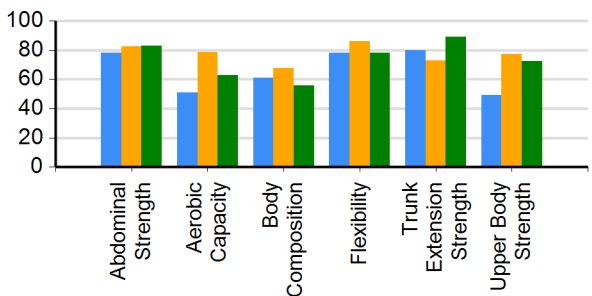
### Cohort Graduation Rate\*



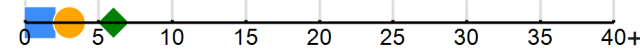
### CAHSEE English-Language Arts Grade 10 Passing Rate



### Percentage of Students in the Healthy Fitness Zone in 2011-12



### 2011-12 Suspensions and Expulsions as a Percentage of Enrolled Students



#### CHART LEGEND:

■ SCHOOL ● DISTRICT ◆ STATE

\* Only three years of data are available

CAHSEE: CA High School Exit Examination

CST: CA Standards Test

School and/or district information will not be displayed when data are not available or when data are representing fewer than 11 students.

### CAHSEE Mathematics Grade 10 Passing Rate

